


DL winches (NOT FOR LIFTING)



DL zinc winch only for pulling.

Properties

- Demountable crank (DL-2500 en DL-3500).
- Zinc-plated housing with zinc-plated drum (Model DL-3500 is fitted with a black drum).
- Hardened steel gears.
- The DL-900A, DL-1000A and DL-1402A versions have a pawl that works in one direction with free-wheel mode.
- The DL-2500AB and DL-3500B versions have a double speed and are also equipped with a manually operated brake.

Standard delivery

- Without steel wire rope.

Option

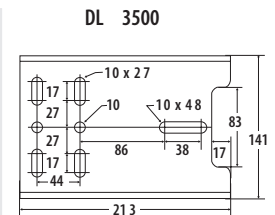
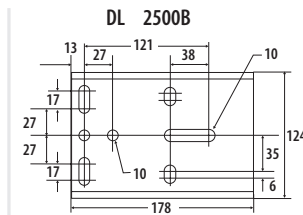
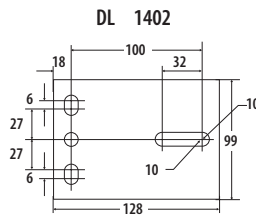
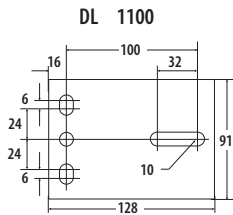
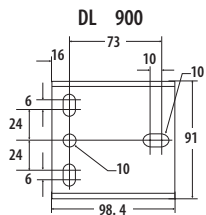
- Steel wire rope with safety hook.

IMPORTANT:


- Not suitable for lifting.

Norm:

- EN12100-1/2, EN13157



Type	WLL (kg)	Maximum reel capacity (m)	Cable diameter (mm)	Lifting height per stroke (mm)	Drum diameter (mm)	Drum width (mm)	Gear ratio	Crank length (mm)	Crank force (kg)	Base size (mm)	Weight (kg)	ProductId
DL-900A	408	10.9	5	19	16	50	3.2:1	178	7	99 x 91	2	2117001
DL-1100A	499	22.2	5	18	22	53	3.7:1	178	9	128 x 91	3	2117003
DL-1402A	635	14.2	6	16	22	50	4.4:1	241	8	128 x 99	4	2117005
DL-2500AB	1134	23.0	8	16	28	60	17.3:1 - 5.4:1	241	5	178 x 124	7	2117007
DL-3500B	1589	12.3	10	16	33	70	12:1 - 6:1	241	13	213 x 141	10	2117009



1



2



3